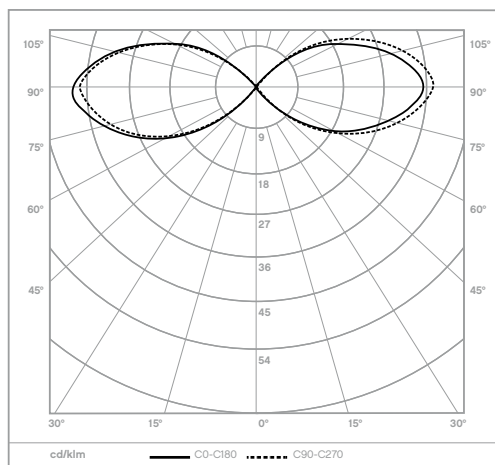
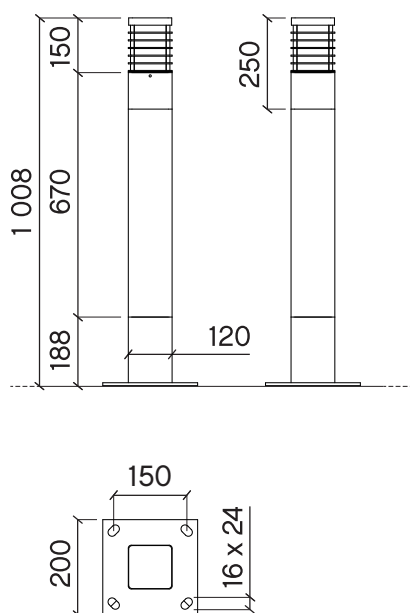
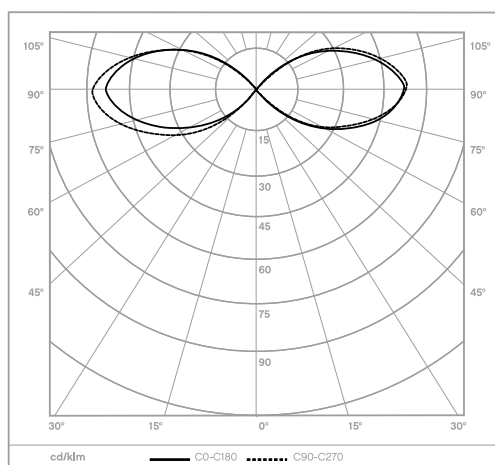


# Moshi/ bollard



Photometrics/ 18W FC



Photometrics/ 20W IM

REFERENCE: 18W FC CL1 PMR0135 / 18W FC CL2 PMR0161 /  
13W FC CL1 PMR0180 / 20W IM CL1 PMR0174

## SUPPORT

DESCRIPTION: Regular square section shaft in glued laminated timber certified ACERBOIS GLULAM, produced with sawn planks from sustainably managed forests (PEFC or FSC). Timber finished with three coats of woodstain (Aubrilaam HTE process). Base and top in galvanised steel, polyester powder coating finish.  
ANCHOR BOLTS: M12 x 200

## HEAD

POWER: 18W / 18W / 13W / 20W  
LAMP TYPE: Compact fluorescent / Compact fluorescent / Compact fluorescent / Compact fluorescent / Metal Halide (not supplied)  
SOCKET: G24d-2 / G24d-2 / E27 / G8,5  
HEAD COLOUR: Grey 900 sanded  
CONNECTION: 3 x 2.5<sup>2</sup> max + fuse 1A (5x20), Terminal integrated in the Luminaire (classe 1)  
2 x 2.5<sup>2</sup> max + fusible 1A (5x20), Terminal integrated in the Luminaire (class 2) > for PMR0161 only !  
IP: 55  
IK: 10  
CLASS: I / II / I / I