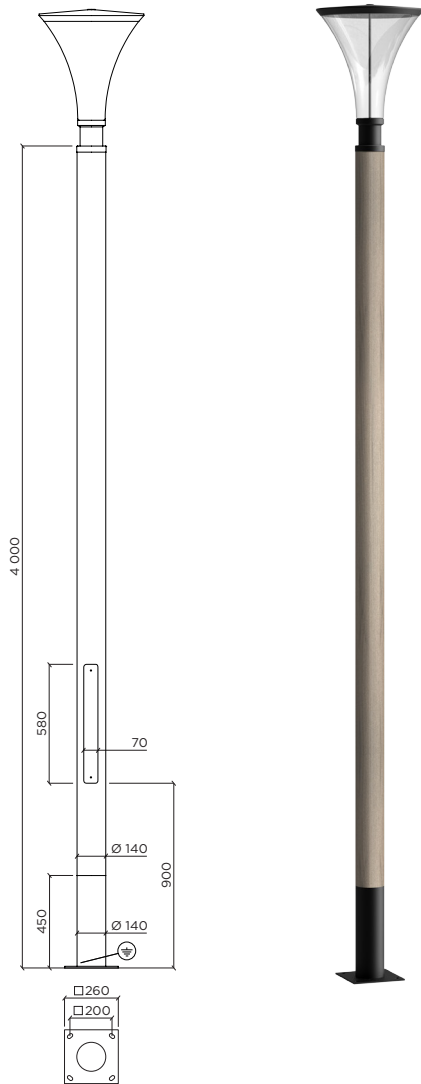


LADY LED XL Lighting column

LED 26.7 W - 2 476 lm\*



LADY LED XL COLUMN	PCO0213
Height	4 m
Power	26.7 W*
Type of lamp	LED



ROUND SUPPORT

Round tapered shaft in glued laminated timber GL24H certified ACERBOIS GLULAM, produced with sawn planks from sustainably managed forests and respecting HTE process. Timber finished with four coats of woodstain. Round flush base in galvanized steel and polyester powder coated finish. Overlying top in pressed galvanized steel, polyester powder coated finish. Design and manufacture according to rules defined by DEE 120017-00-0106 Wood and metal lighting columns and specifications from European Technical Approval ETA-18/0016.

CE marked product: Conformity certificate CE 0679-CPR-0473.



FIXATION

Anchor rods\*\*: 4 HA20/M18 x 400.  
Spacing dimensions on plate: 200 x 200 mm.  
Fixation hole on plate: 16 x 28 mm.



MEASUREMENTS

Height of light: 4 665 mm  
Weight: 30 kg



STANDARD COLOUR IDENTITY

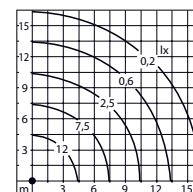
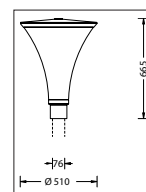
Wood: Brume.  
Metal: Black 100 sanded.

Cpa Car parking area - Pa Public area - Pr Public road - Ap Access path - Cp Cycle path - Pf Pedestrian footpath - S Street



LED LIGHT 26.7 W\*

Circular symmetrical diffused lighting.  
2 476 lm - Colour temperature 4 000 K (T° 3 000 K as option).  
Cast aluminium, aluminium and stainless steel.  
Clear synthetic bowl. Reflector in pure anodized aluminium.  
Closing without tool. Dust-proof and water jet protected.  
Delivered with 1 connecting cable X05BQ-F 4 x 1<sup>2</sup> - Length 6 m.  
Power supply LED 220-240 V - 50-60 Hz. Dimmable 1-10 V.  
Class II - IP 65 - IK 10 - Weight: 10.4 kg.



Light distribution LED 26.7 W.

NOTES

\*Power and luminous flux data likely to vary.  
\*\*Anchor rods supplied on request only.