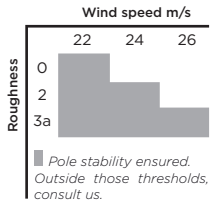


UTYL 2 Lighting points 6 m
LED 4 x 53 W - 4 x 4 400 lm*



Square tapered Round tapered

UTYL 2 LED 4 X 53 W*			PCS9664	PCD9664
A	m	Pole height	6	6
B	mm	Shaft section/diameter at base	160	168
C	mm	Shaft section/diameter on top	140	140
D	mm	Door: useful depth	137	125
E x F	mm	Door: useful height x width	450 x 90	450 x 90
P	m	Distance door bottom to plate	0.35	0.35
G	mm	Base section/diameter	160	168
H	m	Base height	1.2	1.2
J	mm	Base plate dimensions	260 x 260	260 x 260
K	mm	Spacing dimensions	200 x 200	200 x 200
L	mm	Anchor rods**	4 HA16 M14 - 300	4 HA16 M14 - 300
	kg	Weight	92.8	76.3
	m	Height of uppermost light	6.95	6.95
	m	Centre distance between spotlights	0.4	0.4



WOODEN SUPPORT

Glued laminated timber GL24H shaft certified ACERBOIS GLULAM, produced with sawn planks from sustainably managed forests and respecting HTE process. Timber finished with four coats of woodstain.



Flush base in galvanized steel and polyester powder coated finish. Overlying top in pressed galvanized steel, polyester powder coated finish. Design and manufacture according to rules defined by DEE 120017-00-0106 Wood and metal lighting columns and specifications from European Technical Approval ETA-18/0016.

CE marked product: Conformity certificate CE 0679-CPR-0473.

SQUARE TAPERED SUPPORT

Degressive square column
Square base

ROUND TAPERED SUPPORT

Round tapered column
Round base



STANDARD COLOUR IDENTITY

Wood: Brume - Metal: Black 100 sanded.

Cpa Car parking area - **Pa** Public area - **Cp** Cycle path - **Pf** Pedestrian footpath



LED SPOTLIGHT 4 X 53 W*

Rotationally symmetrical lighting.



4 x 4 400 lm - Colour temperature 4 000 K (T° 3 000 K as option).

Colour rendering index R_a > 80.

Cast aluminium, aluminium and stainless steel.

Clear safety glass, antireflection-coated. Reflector in pure anodized aluminium.

Dust-proof and water jet protected.

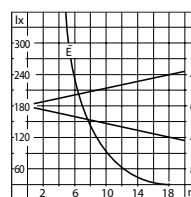
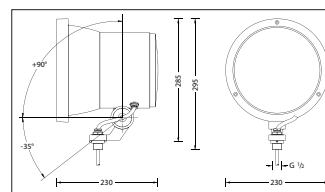
Rotation range of floodlight 350°, swivel range -35°/+90°.

Delivered with connecting cable X05BQ-F 5G 1² - Length 1 m.

Power supply LED 220-240 V - 0/50-60 Hz.

DC 170-280 V - Dimmable 1-10 V.

Class I - IP 65 - IK 07 - Weight: 4 kg.



Light distribution
LED 4 x 53 W.

NOTES

Luminaires delivered without case, light head not assembled on the shaft.

*Power and luminous flux data likely to vary.

**Anchor rods supplied on request only.