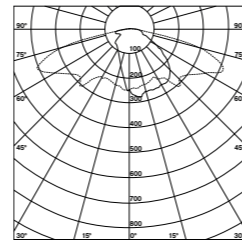


SOLINA

Light building elements

- PCL09927 Round light building element 3.5 m 1 wall / 2 610 lm - 16.8 W
- PCL09926 Round light building element 3.5 m 2 offset wall lights 90° / 5 220 lm - 33.6 W
- PCL09925 Round light building element 3.5 m 2 offset wall lights 180° / 5 220 lm - 33.6 W
- PCL09924 Round light building element 3.5 m 3 offset wall lights 90° / 7 830 lm - 50.4 W

Use
Light building elements for lighting and/or marking paths, parks and around buildings.



LED light 16.8 W

LED luminaire with asymmetrical flat beam light distribution. Luminaire made of aluminium, powder coated in polyester. Silicone optics offer excellent thermal, UV and impact resistance as well as resistance to dirt, dust and water. Safety class I
CE Conformity mark
 Protection class IP 66
 Impact strength IK08

Lamp


Luminaire connected wattage 16.8 W + LED strips 7 W
 Luminous flux per luminaire 2 610 lm
 Luminous efficiency of a luminaire 155 lm/W
 Colour temperature 3 000 K (CRI > 80)

Luminaire colour

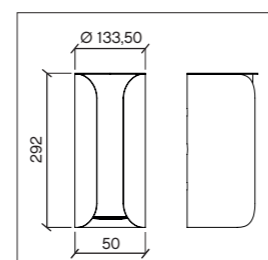
Standard: Black 2100 sanded and Tasilaq sanded
 Option: Matt fine texture 7006 and Tasilaq sanded



PCL09927 PCL09926 PCL09925 PCL09924



Black 2100 sanded Matt fine texture 7006



Solina - Lighting bollard
 Solina - Light building elements 3 m - 16.8 W / 33.6 W
Solina - Light building elements 3.5 m - 16.8 W / 33.6 W / 50.4 W
 Solina - Light building elements 4 m - 16.8 W / 33.6 W / 50.4 W
 Solina - Light building elements 4.5 m - 16.8 W / 33.6 W / 50.4 W

Round shaft

Cylindrical shaft in glued laminated timber GL24H certified ACERBOIS GLULAM, produced with sustainably managed forests and respecting HTE process. Timber finished with four coats of woodstain. Cylindrical flush base in galvanized steel and polyester powder coated finish. Overlying top in pressed galvanized steel, polyester powder coated finish. Design and manufacture according to rules defined by DEE 120017-00-0106 Wood and metal lighting columns and specifications from European Technical Approval ETA-18/0016. CE marked product: Conformity certificate CE 0679-CPR-0473.

Standard finishes

Wood: Chêne de Ferrare
 Metal: Black 2100 sanded (Matt fine texture 7006 optional). Finish corresponding to the references PCL09927, PCL09926, PCL09925 and PCL09924. Other colours on request.

Benefits

- scots pine heartwood selected
- non-chemically treated wood
- design according to the HTE (High Strength Outdoor) process based on the principle of a shaft reconstituted from four glued laminated timber planks by a double cross-lamination process and guaranteeing a high outdoor performance of the product.

Lifespan

According to our raw material supply specifications and the CSTB, our products have a structural life of 25 years (CE marking).

Maintenance

In order to maintain the performance of the columns and their aesthetics, it is advisable to plan periodic maintenance every 7 years (5 years on sites exposed to the sea front) by renewing the finish. This operation does not require any particular expertise or removal of the columns. Aubrilam can assist you in this process by providing its products, application protocol or technical staff (see the chapter on Wood/Maintenance).

Installation

Luminaire delivered without case, light head not assembled on the shaft. Fixing with 4 HA20/M18 - 400 mm. The lighting fixture must be connected to the earth of the base section thanks to the green/yellow wire provided for that purpose. Anchor bolts supplied on request only.

Technical data can be viewed and downloaded from our website.



Design by AUBRILAM.



	LED	A	B	C	D	E x F	P	G	H	J	K	L	KG
PCL09927	16.8 W	3.5 m	140 mm	140 mm	93 mm	350 x 90 mm	0.35 m	140 mm	1.10 m	271 x 271 mm	200 x 200 mm	4 HA20/M18 - 400 mm	34.5 kg
PCL09926	33.6 W	3.5 m	140 mm	140 mm	93 mm	350 x 90 mm	0.35 m	140 mm	1.10 m	271 x 271 mm	200 x 200 mm	4 HA20/M18 - 400 mm	36.5 kg
PCL09925	33.6 W	3.5 m	140 mm	140 mm	93 mm	350 x 90 mm	0.35 m	140 mm	1.10 m	271 x 271 mm	200 x 200 mm	4 HA20/M18 - 400 mm	36.5 kg
PCL09924	50.4 W	3.5 m	140 mm	140 mm	93 mm	350 x 90 mm	0.35 m	140 mm	1.10 m	271 x 271 mm	200 x 200 mm	4 HA20/M18 - 400 mm	38.5 kg

A. Pole height / B. Shaft diameter at base / C. Shaft diameter on top / D. Door: Effective depth / E x F. Door: Effective height x width / P. Distance door bottom to plate / G. Base diameter / H. Base height / J. Base plate dimensions / K. Spacing dimensions / L. Anchor bolts / KG. Wooden pole weight.