


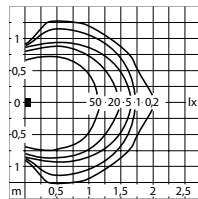
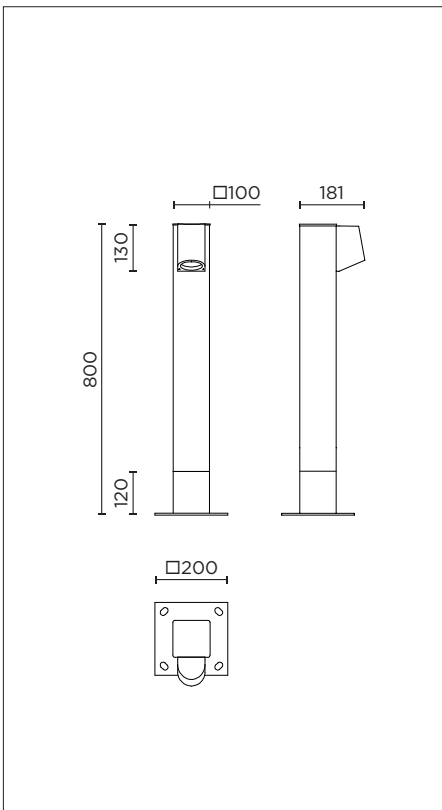
MOSHI 2

Lighting bollard / 342 lm - 5.1 W / Visual guidance



LED	Height	L x l	Base height	Plate dimensions	Spacing dimensions	Fixation hole on plate	Anchor studs	Weight
5.1 W	0.8 m	100 x 100 mm	120 mm	200 x 200 mm	150 x 150 mm	16 x 24 mm	4 HA20/M12 - 100 mm	10 kg

Finished ground level: 70 mm.



Light distribution
5,1 W

Moshi 2 LED light 5.1 W

LED wall luminaire with directed light.
Connection box for diversion cabling to 5 x 4 mm².
LED power supply unit 220-240 V - 0/50-60 Hz - DC 176-264 V.
Luminaire made of aluminium alloy, aluminium and stainless steel. Clear safety glass Silicone gasket.
Reflector made of pure anodized aluminium.
Dust-tight and water jet protected.
Safety class I
 Conformity mark
Protection class IP 64
Impact strength IK07

Lamp

Luminaire connected wattage: 5.1 W
Luminaire luminous flux: 342 lm
Luminaire luminous efficiency: 67.1 lm/W
Colour temperature: 3 000 K (CRI > 80)
Ambient temperature: $t_{a,max} = 45^{\circ}\text{C}$
20-year LED module availability guarantee.

Luminaire colour

Graphite
 Silver

Square shaft

Regular square shaft in Accoya® acetylated glued laminated timber, produced with sawn planks from sustainably managed forests. Timber finished with four coats of woodstain. Square flush base and top in galvanized steel, polyester powder coated finish.

Benefits of Accoya® wood

Accoya® wood has a non-toxic core treatment. It is a very dimensionally stable material (equivalent to the best exotic wood). It is renewable, durable, resistant to moisture, insects, and rot.

Maintenance and lifespan

Accoya® wood offers a 25-year warranty against rot (if the wood is placed in the ground) and a 50-year warranty for above-ground wood (even if it is continuously exposed to fresh water). Very low maintenance.

Installation

Fixing with 4 stainless steel anchor studs M12 x 100.
Other type of fixing on consultation. Anchor bolts supplied on request only.

Wood material:

