

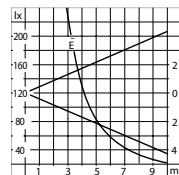
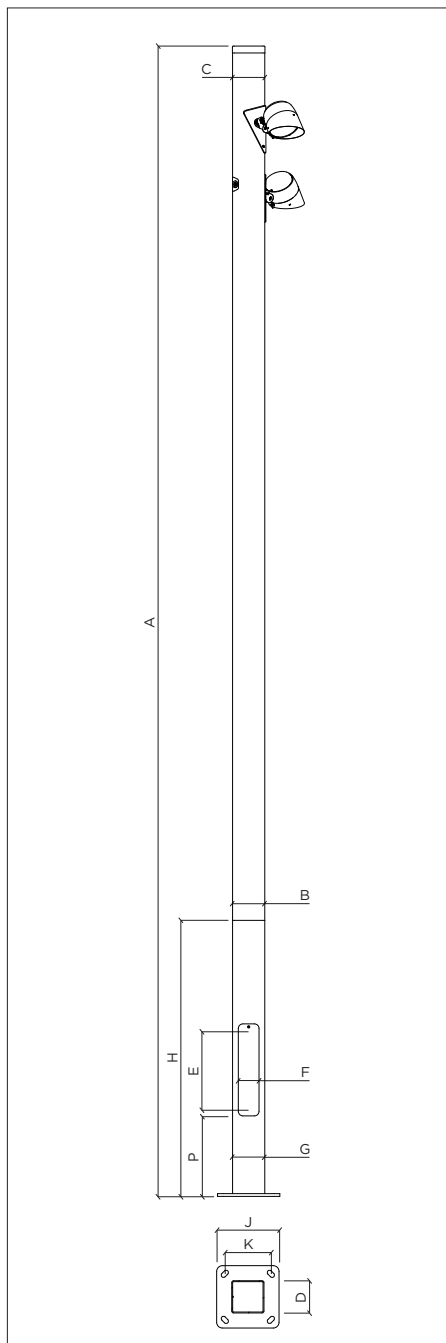
## NOTCHE

Light building element 2 floodlights 5 m / 3 822 lm - 38 W



LED	A	B	C	D	E x F	P	G	H	J	K	L	KG
38 W	5 m	140 mm	140 mm	117 mm	400 x 90 mm	0.35 m	140 mm	1.20 m	271 x 271 mm	200 x 200 mm	4 HA20/M18 - 400 mm	48 kg

**A. Pole height** / B. Shaft section at base / C. Shaft section on top / D. Door: Effective depth / E x F. Door: Effective height x width / P. Distance door bottom to plate / G. Base section / H. Base height / J. Base plate dimensions / K. Spacing dimensions / L. Anchor bolts / KG. Wooden pole weight.



Light distribution  
19 W

### LED light 19 W

Floodlight with diffused symmetrical wide beam light distribution. Half beam angle 46° with G½ threaded connection.

Luminaire made of aluminium alloy, aluminium and stainless steel. Clear safety glass. Silicone gasket.

Reflector surface made of pure aluminium. Silicone optical lens. Stainless steel shield. Floodlight can be rotated 180° laterally and 85° vertically. Connecting cable X05BQ-F 5G1 mm², cable length 5 m.

LED power supply 220-240 V - 0/50-60 Hz - DC 176-276 V, DALI controllable.

Safety class I

☑️ Safety mark

CE Conformity mark

Protection class IP 65

Impact strength IK08

### Lamp

**Luminaire connected wattage: 19 W**

Luminaire luminous flux: 1 911 lm

Luminaire luminous efficiency: 100.6 lm/W

Colour temperature\*: 3 000 K (CRI > 90)

Ambient temperature:  $t_{a,max} = 55^{\circ}\text{C}$

20-year LED module availability guarantee.

\*Other colour temperatures on request.

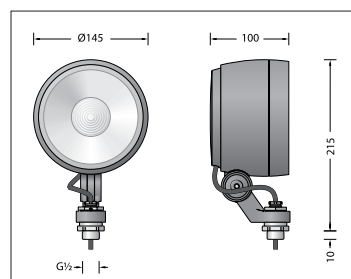
### Accessory

A flat beam lens may be added to change the light diffusion.

### Luminaire colour

■ Graphite ■ Silver

Alternative finishes and salt air protection on request.



### Square shaft

Regular square shaft in glued laminated timber GL24H certified ACERBOIS GLULAM, produced with sawn planks from sustainably managed forests and respecting HTE process. Timber finished with four coats of woodstain. Square flush base in galvanized steel and polyester powder coated finish. Overlying top in pressed galvanized steel, polyester powder coated finish. Projector support in mechanowelded steel, electrogalvanized, polyester powder coating.

Design and manufacture according to rules defined by DEE 120017-00-0106 Wood and metal lighting columns and specifications from European Technical Approval ETA-18/0016. CE marked product: Certificate of conformity CE 0679-CPR-0473.

### Benefits

- selected scots pine heartwood
- wood not chemically treated
- design according to the HTE (High Outdoor Strength) process based on the principle of a shaft reconstituted from four glued laminated timber beams by a double cross-lamination process and guaranteeing a high outdoor strength of the product.

### Lifespan

According to our specifications for the supply of raw materials and according to the CSTB, our products have a structural life of 25 years (CE marking).

### Maintenance

In order to maintain the performance of the columns and their aesthetics, it is advisable to schedule periodic maintenance every 7 years (5 years on sites exposed to the sea front) by renewing the varnish finish. This operation does not require any particular expertise or removal of the columns. Aubrilam can assist you in this process by providing its products, its application protocol or its technical staff (see the chapter on Wood/Maintenance).

### Installation

Luminaire delivered without case, light head not assembled on the shaft. Fixing with 4 HA20/M18 - 400 mm. The lighting fixture must be connected to the earth of the base section thanks to the green/yellow wire provided for that purpose. Anchor bolts supplied on request only.



Design  
by  
AUBRILAM.