


# UTYL

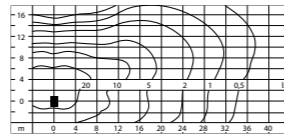
## Lighting points

**PCL10134 Square tapered single lighting point 7 m / 9 336 lm - 67 W**  
**PCL09518 Square tapered single lighting point 8 m / 9 336 lm - 67 W**

**Use**  
 Lighting points for roads and car parks.



Asymmetrical flat beam



Light distribution 67 W

### LED light 67 W

Masthead luminaire with asymmetrical flat beam light distribution. Supplied with connection cable X05BQ-F 4x1<sup>2</sup>, cable length 8 m. LED power supply unit 220-240 V - 0/50-60 Hz - DC 176-264 V - DALI controllable. Luminaire made of aluminium alloy, aluminium and stainless steel. Safety glass, antireflection-coated. Silicone gasket. Reflector surface made of pure aluminium. Dust-tight and protection against strong water jets.  
 Classe de protection II   
 Safety mark **CE** Conformity mark  
 Protection class IP 66 Impact strength IK08  
 Luminous flux upper half-space: 0% CIE/CEN flux code: 33 67 95 100 100  
 BUG-Rating: B2 U0 G2

### Lamp

**Luminaire connected wattage 67 W**  
 Luminous luminous flux 9 336 lm  
 Luminous luminous efficiency 139.3 lm/W  
 Colour temperature\* 3 000 K (CRI > 80)  
 Ambient temperature  $t_{a,max} = 45^{\circ}C$   
 ✓ Complies with light pollution legislation (27 Dec 2018).  
 20-year LED module availability guarantee.  
 \*Other colour temperatures on request.

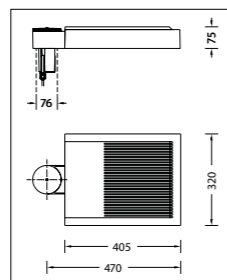
### Other configurations available

Luminaire with asymmetric light distribution.  
 Twin luminaire or side-mounted luminaire.

### Luminaire colour

Graphite  
 Silver

Alternative finishes and salt air protection on request.



Utyl - Lighting points 4-5 m - 17.8 W  
 Utyl - Lighting points 5-6 m - 33.5 W  
 Utyl - Lighting points 6-7-8 m - 51.2 W  
 Utyl - Lighting points 7-8 m - 67 W

### Square tapered shaft

Square tapered shaft in glued laminated timber GL24H certified ACERBOIS GLULAM, produced with sawn planks from sustainably managed forests and respecting HTE process. Timber finished with four coats of woodstain. Square flush base in galvanized steel and polyester powder coated finish. Overlying top in pressed galvanized steel, polyester powder coated finish. Design and manufacture according to rules defined by DEE 120017-00-0106 Wood and metal lighting columns and specifications from European Technical Approval ETA-18/0016. CE marked product: Conformity certificate CE 0679-CPR-0473.

### Standard finishes

Wood: Brume  
 Metal: Black 2100 sanded  
 Finish corresponding to the references PCL10134 and PCL09518. Other colours on request.

### Benefits

- scots pine heartwood selected
- non-chemically treated wood
- design according to the HTE (High Strength Outdoor) process based on the principle of a shaft reconstituted from four glued laminated timber planks by a double cross-lamination process and guaranteeing a high outdoor performance of the productww.

### Lifespan

According to our raw material supply specifications and the CSTB, our products have a structural life of 25 years (CE marking).

### Maintenance

In order to maintain the performance of the columns and their aesthetics, it is advisable to plan periodic maintenance every 7 years (5 years on sites exposed to the sea front) by renewing the finish. This operation does not require any particular expertise or removal of the columns. Aubrilam can assist you in this process by providing its products, application protocol or technical staff (see the chapter on Wood/Maintenance).

### Installation

Luminaire delivered without case, light head not assembled on the shaft. Possibility of mounting the luminaire on a bracket or on a wall on request. Fixing with 4 HA20/M18 - 400 mm. The lighting fixture must be connected to the earth of the base section thanks to the green/yellow wire provided for that purpose. Anchor bolts supplied on request only.

Technical data can be viewed and downloaded from our website.



	LED	A	B	C	D	E x F	P	G	H	J	K	L	KG
<b>PCL10134</b>	<b>67 W</b>	<b>7 m</b>	140 mm	100 mm	117 mm	400 x 90 mm	0.35 m	140 mm	1.20 m	400 x 400 mm	300 x 300 mm	4 HA20/M18 - 400 mm	55 kg
<b>PCL09518</b>	<b>67 W</b>	<b>8 m</b>	140 mm	100 mm	117 mm	400 x 90 mm	0.35 m	140 mm	1.20 m	400 x 400 mm	300 x 300 mm	4 HA20/M18 - 400 mm	68 kg

**A. Pole height** / B. Shaft section at base / C. Shaft section on top / D. Door: Effective depth / E x F. Door: Effective height x width / P. Distance door bottom to plate / G. Base section / H. Base height / J. Base plate dimensions / K. Spacing dimensions / L. Anchor bolts / KG. Wooden pole weight.